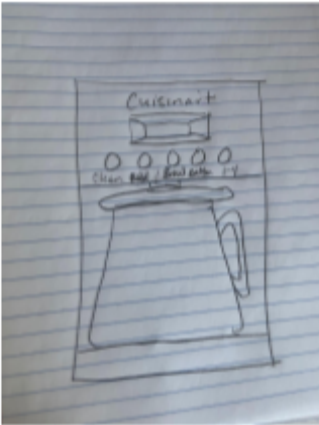


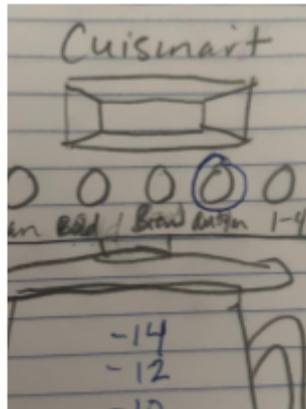
Cuisinart Quick Start--Elena Vaughn

Welcome to your Cuisinart ReadyBliss coffee brewer! For any technical support, call our customer service representatives at 1-888-987-6543. Full instructions for use can be found in your User Guide.

1. Remove machine from box and plug into electrical outlet.



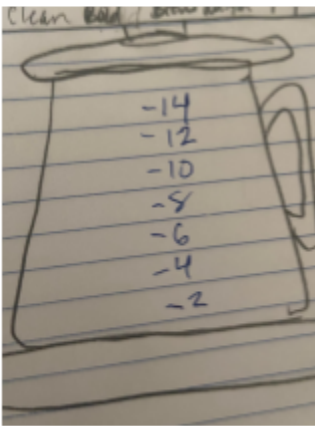
2. Set current time on machine (see pg 2 of your User Guide).



3. Insert reusable filter. Make sure it rests securely in the bottom.



4. Pour water into reservoir. Measure desired amount using the lines on the pot,



5. Put ground coffee into filter.



6. Push the "Brew/Auto Off" button. The coffee will begin brewing.

